

[220 / 319] Copying

Meena Syamkumar
Mike Doescher
Gurmail Singh

Readings:

Parts of Chapter 4 of Sweigart book

Due: P7

Test yourself!

A what do variables contain?

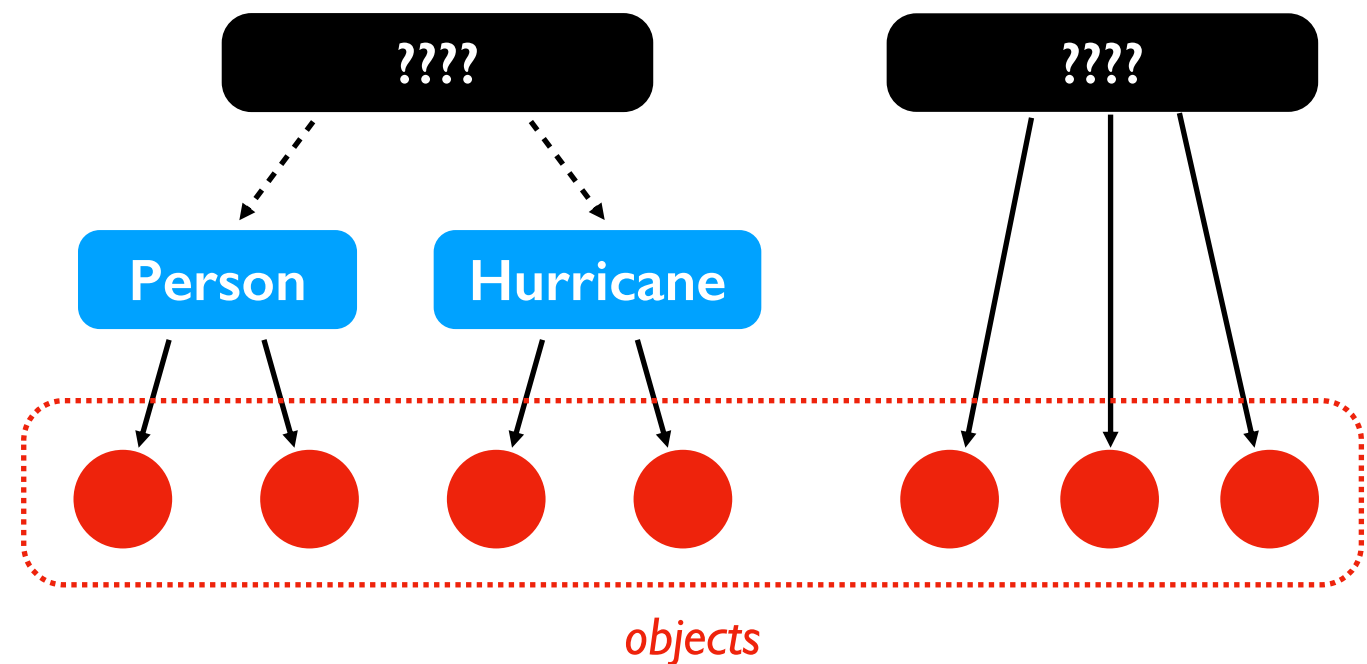
- 1 objects
- 2 references to objects

B how should we label the blanks in the hierarchy?

- 1 namedtuple, tuple
- 2 tuple, namedtuple

C which of the following live inside frames?

- 1 objects
- 2 variables



Learning Objectives Today

Practice objects/references!

Levels of copying

- Making a new reference
- Shallow copy
- Deep copy



<https://www.copymachinesdirect.com/copier-leasing.php>

Read:

- ✦ Sweigart Ch 4 ("References" to the end)
<https://automatetheboringstuff.com/chapter4/>

Today's Outline

Review

More references

Copying

- reference
- shallow
- deep

Worksheet

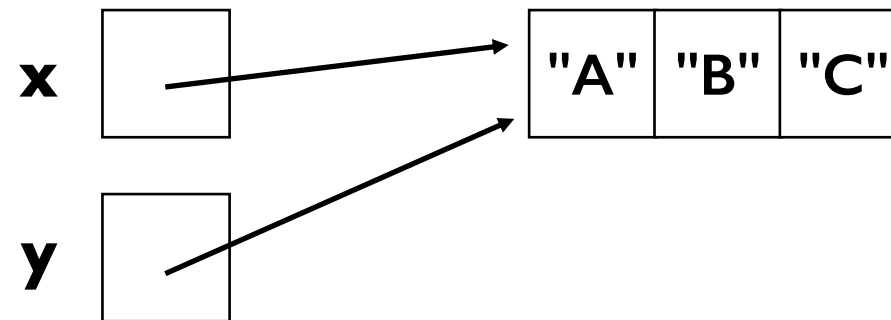
Worksheet Problem I

What does assignment ACTUALLY do?

```
x = [ "A" , "B" , "C" ]
```

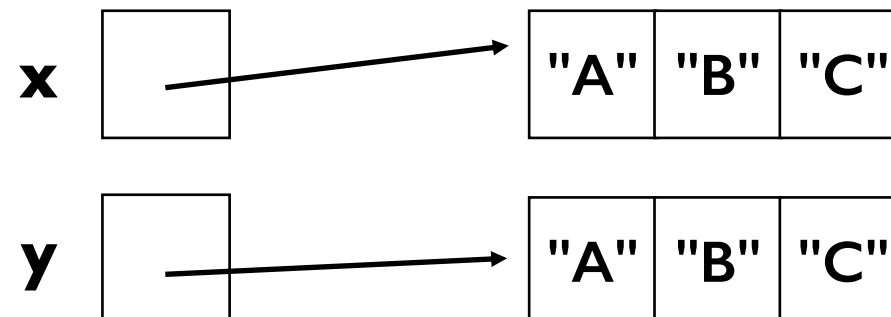
```
y = x
```

YES



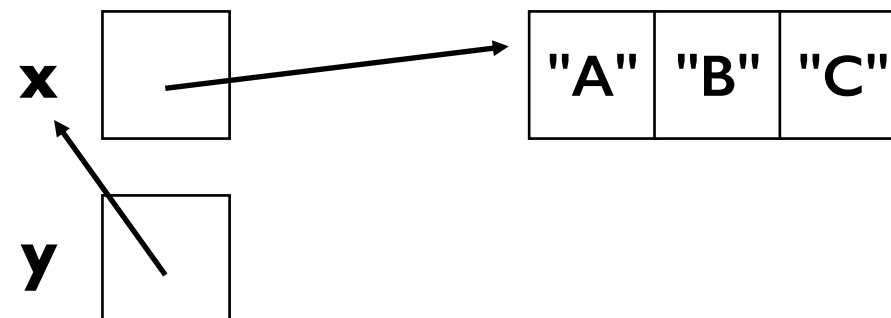
y should reference
whatever x references

NO



different code would
be needed to do this

NO



no code could ever
make this happen

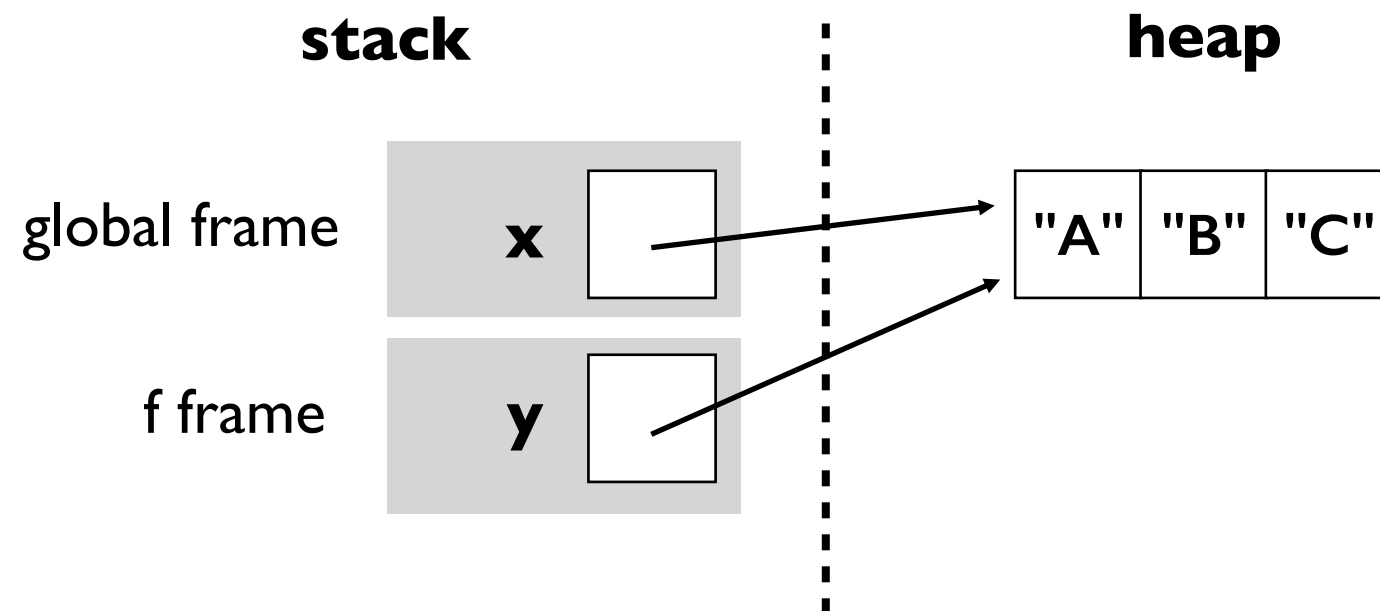
What does assignment ACTUALLY do?

~~x~~ = ["A", "B", "C"]

~~y~~ = ~~x~~

```
def f(y):  
    ➡ pass
```

```
x = [ "A", "B", "C" ]  
f(x)
```



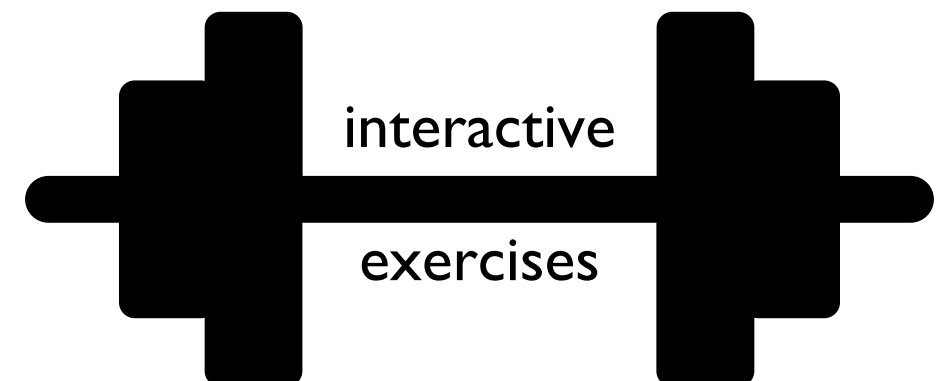
Example I

```
x = {}
```

```
y = x
```

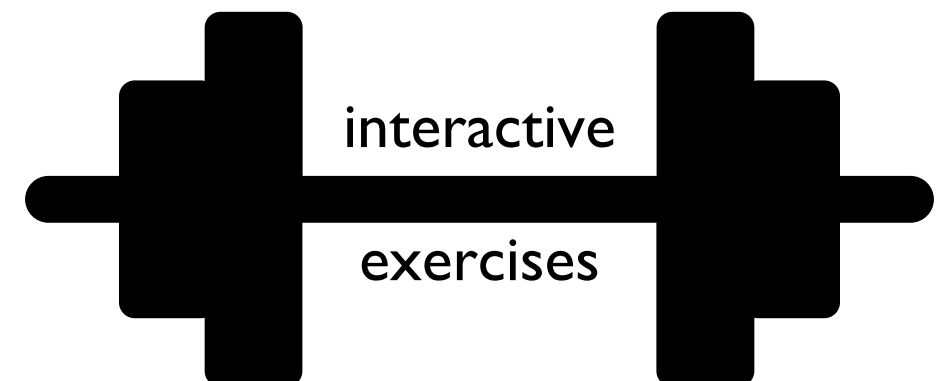
```
y["WI"] = "Madison"
```

```
print(x["WI"])
```



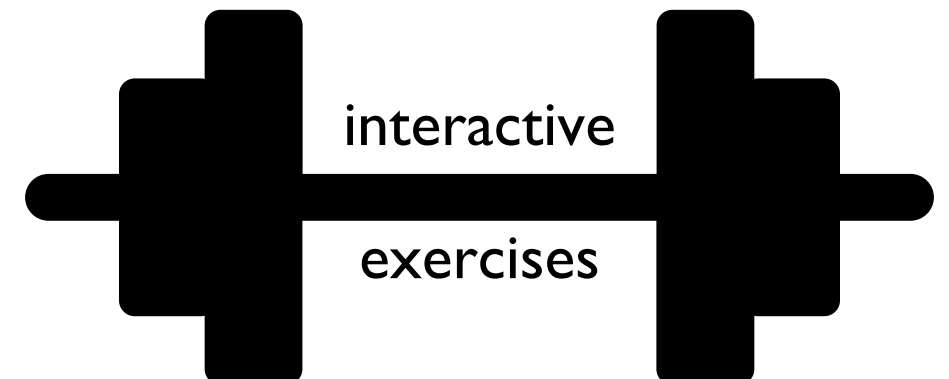
Example 2

```
def foo(nums):  
    nums.append(3)  
    print(nums)  
items = [1,2]  
numbers = items  
foo(numbers)  
print(items)  
print(numbers)
```



Example 3

```
x = [ "aaa", "bbb" ]  
y = x[:]  
x.pop(0)  
print(len(y))
```



Worksheet Problems 2-6

Today's Outline

Review

More references

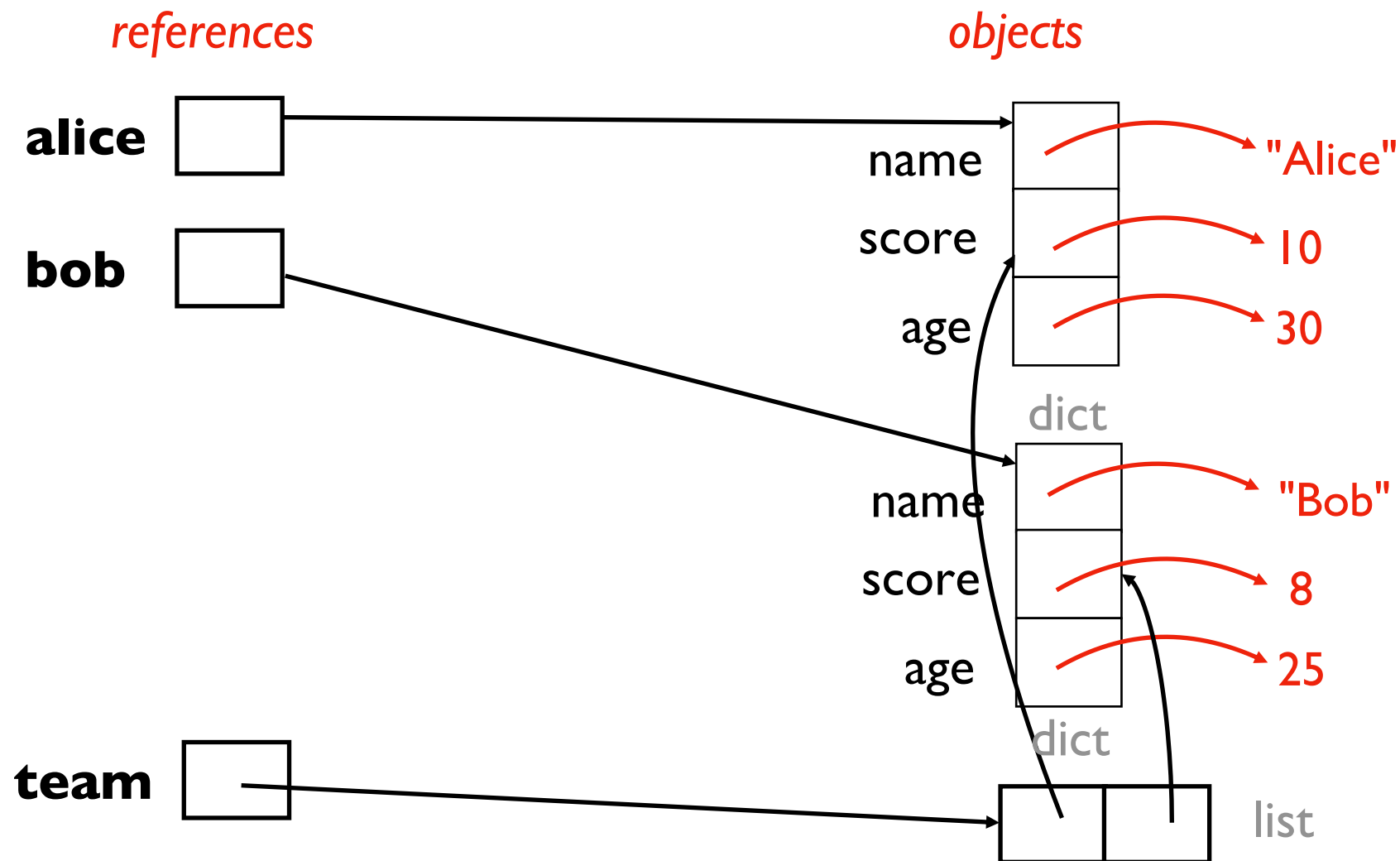
Copying

- reference
- shallow
- deep

Worksheet

→
alice = {"name": "Alice", "score": 10, "age": 30}
bob = {"name": "Bob", "score": 8, "age": 25}
team = [alice, bob]
players = {"A": alice, "B": bob}

State:

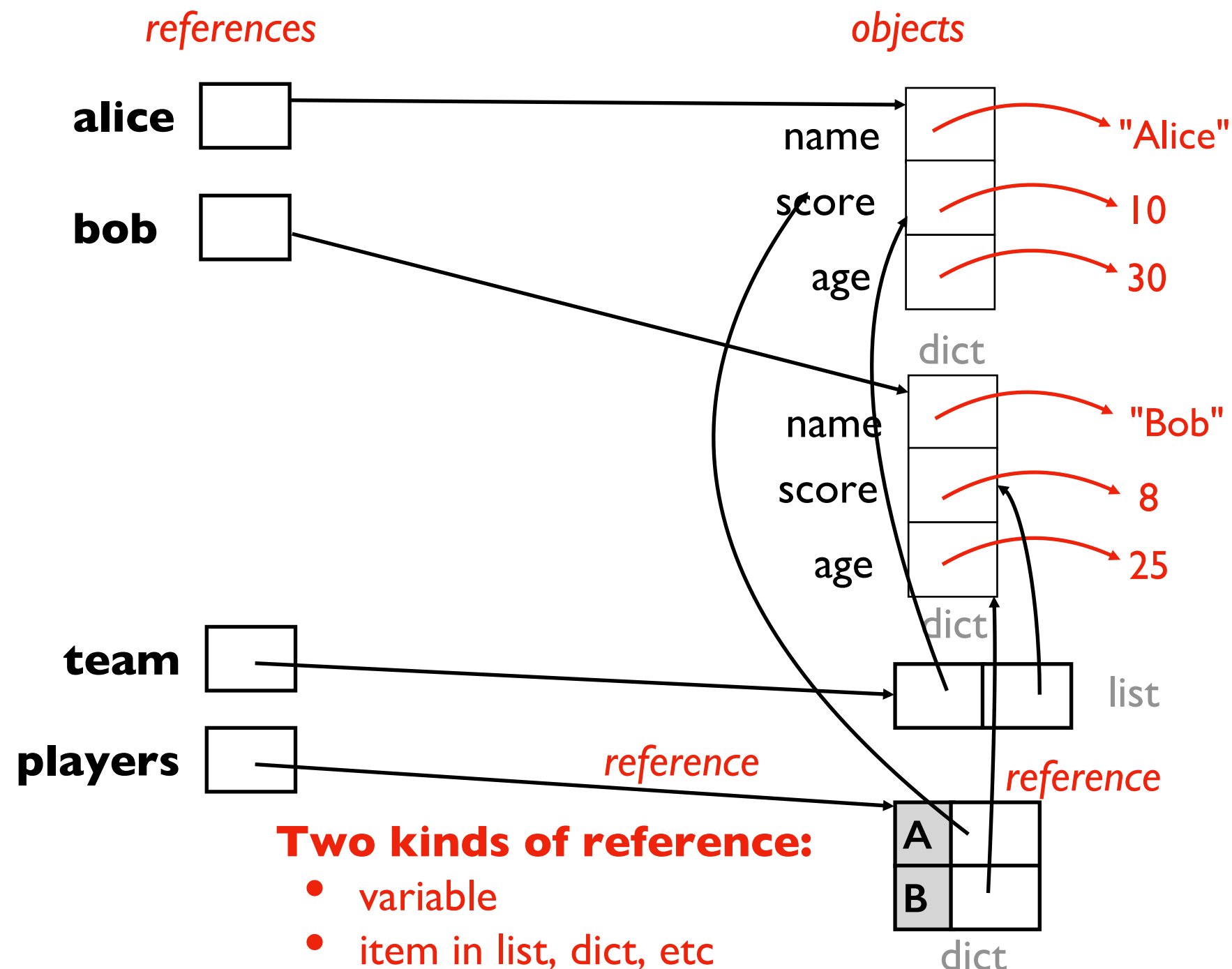


what DID NOT happen: **team** contains the **alice** and **bob** variables

what DID happen: **team** contains references to the objects referenced by **bob** and **alice**

→
alice = {"name": "Alice", "score": 10, "age": 30}
bob = {"name": "Bob", "score": 8, "age": 25}
team = [alice, bob]
players = {"A": alice, "B": bob}

State:



Today's Outline

Review

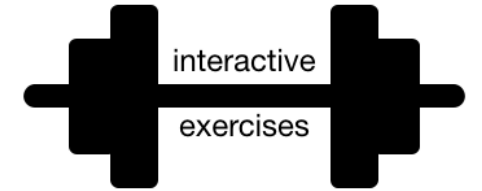
More references

Copying

- reference
- shallow
- deep

Worksheet

Three Levels of Copy



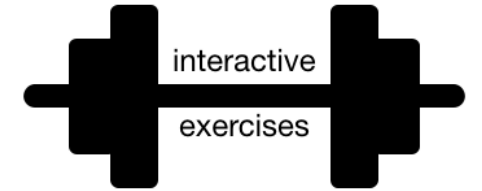
When should we
use which one?

```
import copy
x = [
    {"name": "A", "score": 88},
    {"name": "B", "score": 111},
    {"name": "C", "score": 100}]
```

uncomment one of these

```
#y = x ← reference copy [fastest, most dangerous]
#y = copy.copy(x) ← shallow copy
#y = copy.deepcopy(x) ← deep copy [slowest, safest]
```


Shallow copy of depth level 2



Using shallow copy to
copy other depth levels

```
import copy
x = [
    {"name": "A", "score": 88},
    {"name": "B", "score": 111},
    {"name": "C", "score": 100}]
```

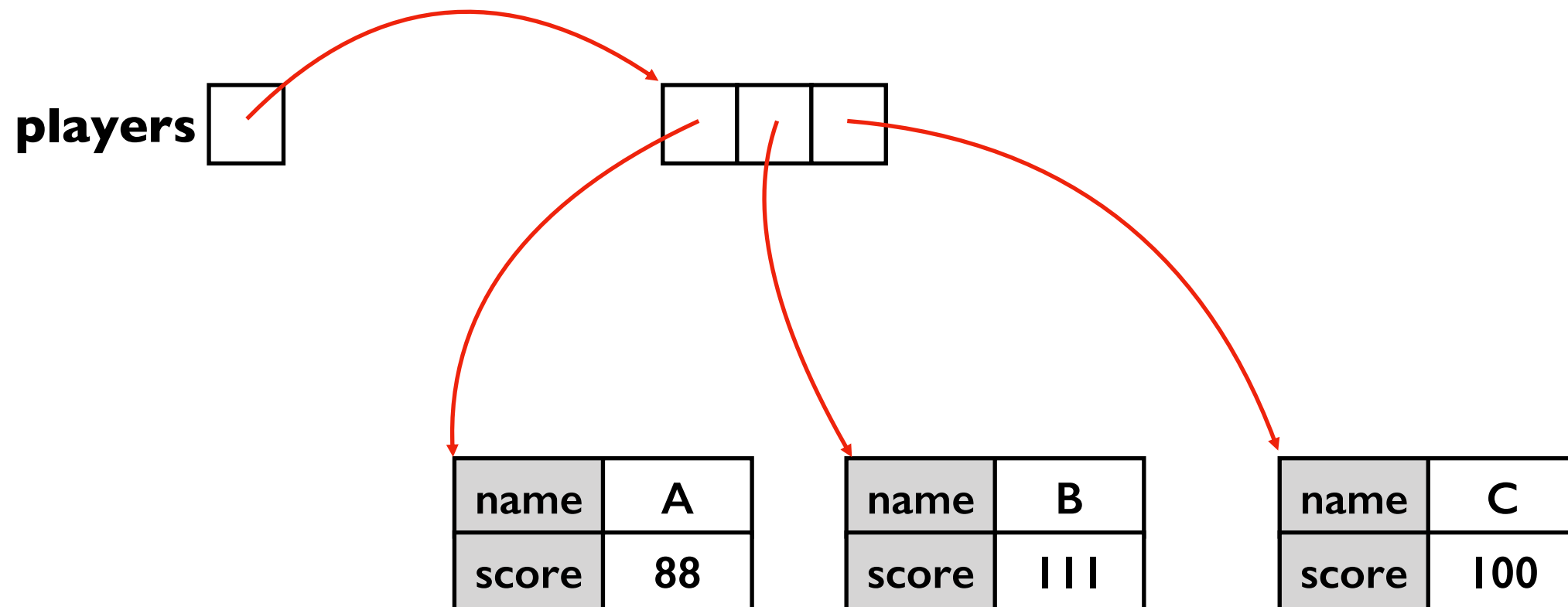
```
y = copy.copy(x) ← shallow copy
```

```
for idx in range(len(x)): ← shallow copy of depth level 2
    y[idx] = copy.copy(x[idx])
```

Example: Player Scores

```
players = [  
    {"name": "A", "score": 88},  
    {"name": "B", "score": 111},  
    {"name": "C", "score": 100}  
]
```

Depending on the use case,
there are **three ways** we might
"copy" the player's data



Example: Player Scores

```
players = [  
    {"name": "A", "score": 88},  
    {"name": "B", "score": 111},  
    {"name": "C", "score": 100}  
]
```

Use Case 1

Get max score
(reference copy)

Use Case 2

Get median score
(shallow copy)

Use Case 3

Record historical scores
(deep copy)

name	A
score	88

score	111
-------	-----

score	100
-------	-----

Example: Player Scores

```
players = [  
    {"name": "A", "score": 88},  
    {"name": "B", "score": 111},  
    {"name": "C", "score": 100}  
]
```

Use Case 1

Get max score
(reference copy)

Use Case 2

Get median score
(shallow copy)

Use Case 3

Record historical scores
(deep copy)

name	A
score	88

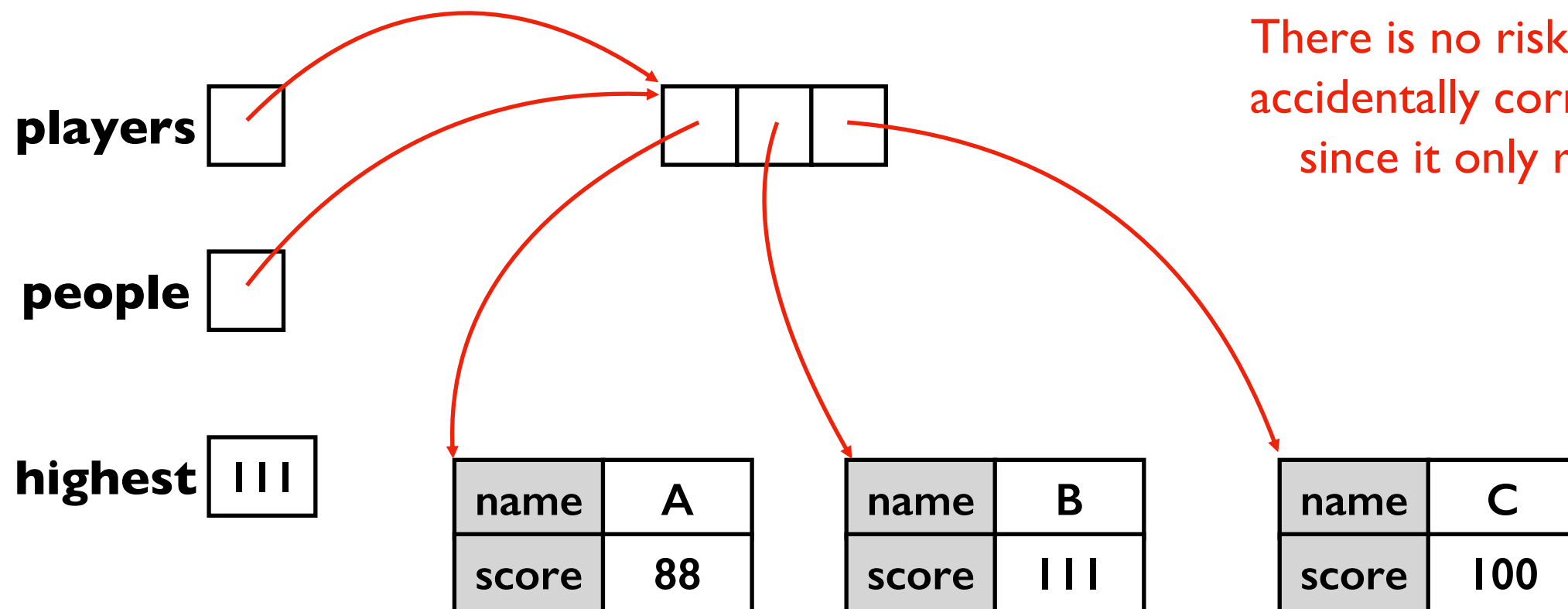
score	111
-------	-----

score	100
-------	-----

```
def max_score(people):  
    highest = None  
    for p in people:  
        if highest == None or p["score"] > highest:  
            highest = p["score"]  
    return highest
```



```
players = ...  
m = max_score(players)
```

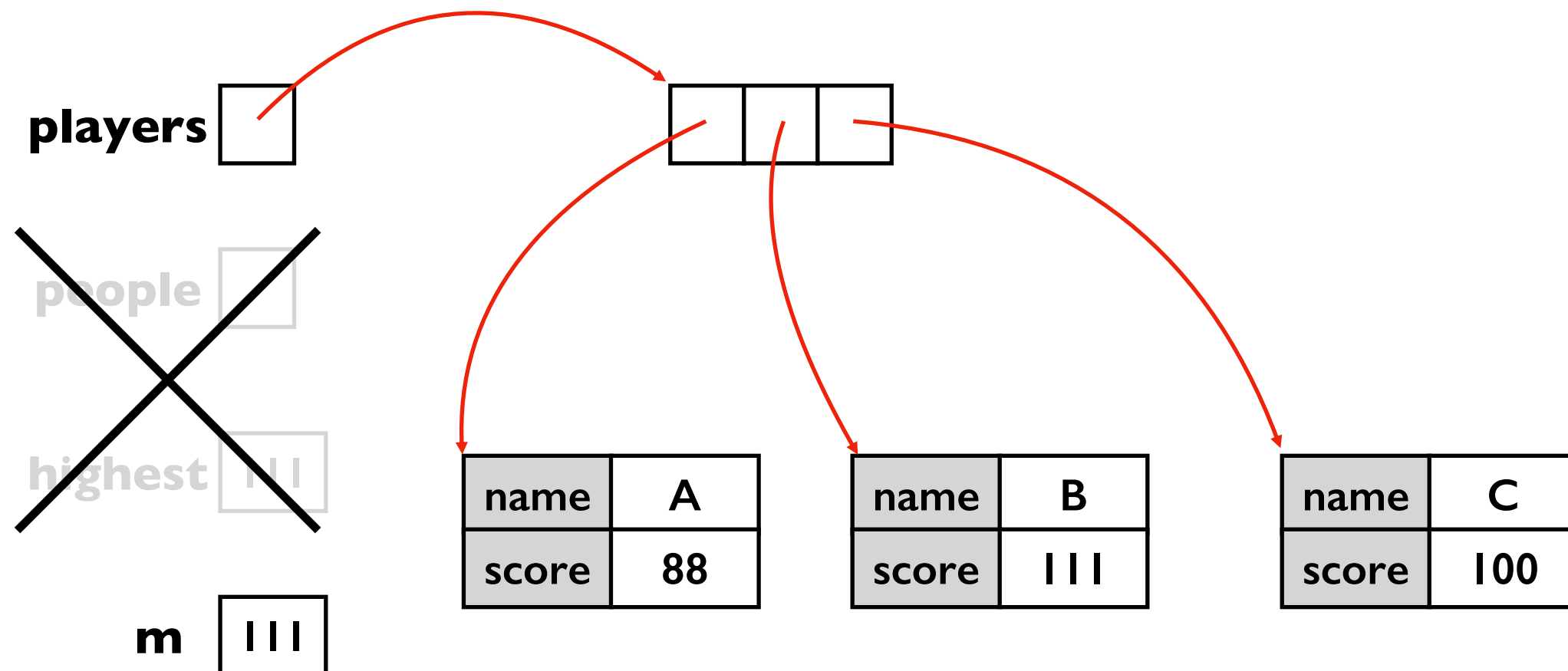


There is no risk of `max_score` accidentally corrupting `players` since it only reads `people`

```
def max_score(people):  
    highest = None  
    for p in people:  
        if highest == None or p["score"] > highest:  
            highest = p["score"]  
    return highest
```

players = ...

m = max_score(**players**)



Example: Player Scores

```
players = [  
    {"name": "A", "score": 88},  
    {"name": "B", "score": 111},  
    {"name": "C", "score": 100}  
]
```

Use Case 1

Get max score
(reference copy)

Use Case 2

Get median score
(shallow copy)

Use Case 3

Record historical scores
(deep copy)

name	A
score	88

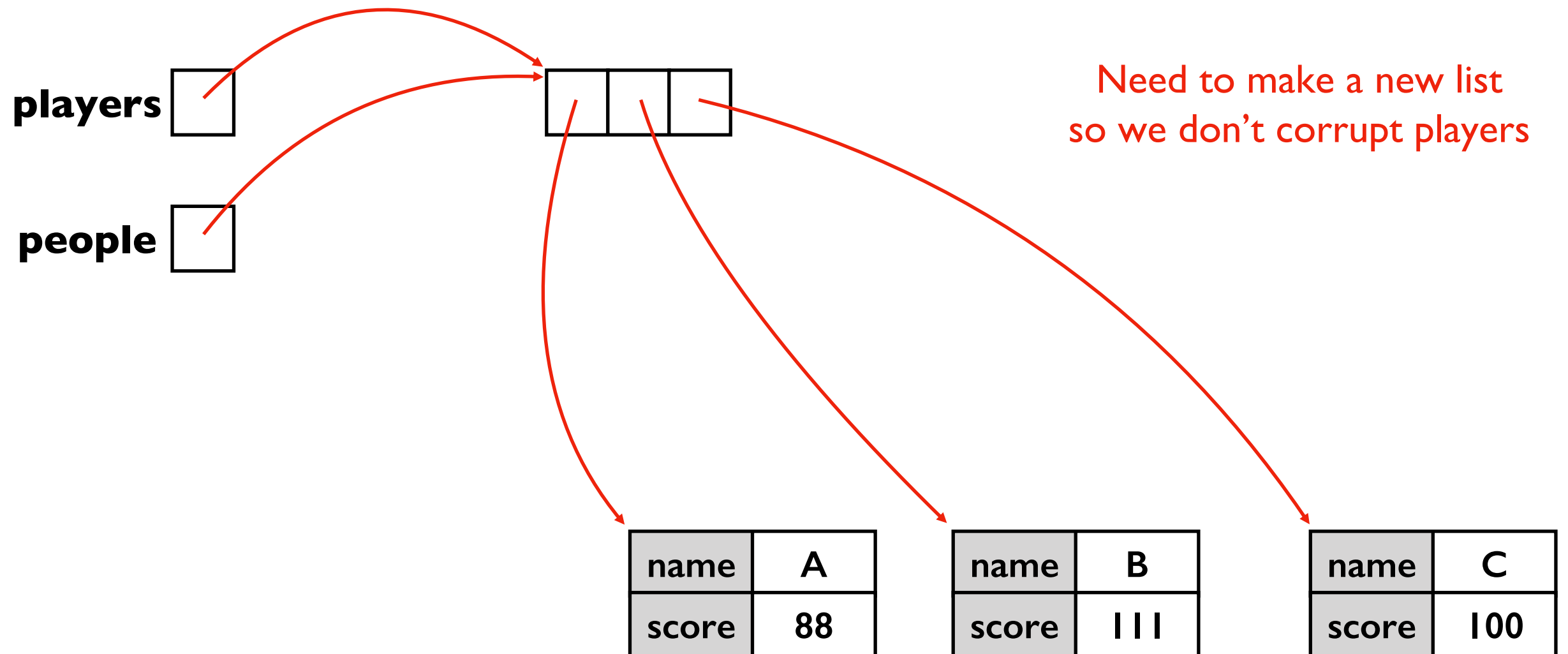
score	111
-------	-----

score	100
-------	-----



```
def median_score(people):  
    people = copy.copy(people)  
    people.sort(...)  
    # TODO: return score for middle of people
```

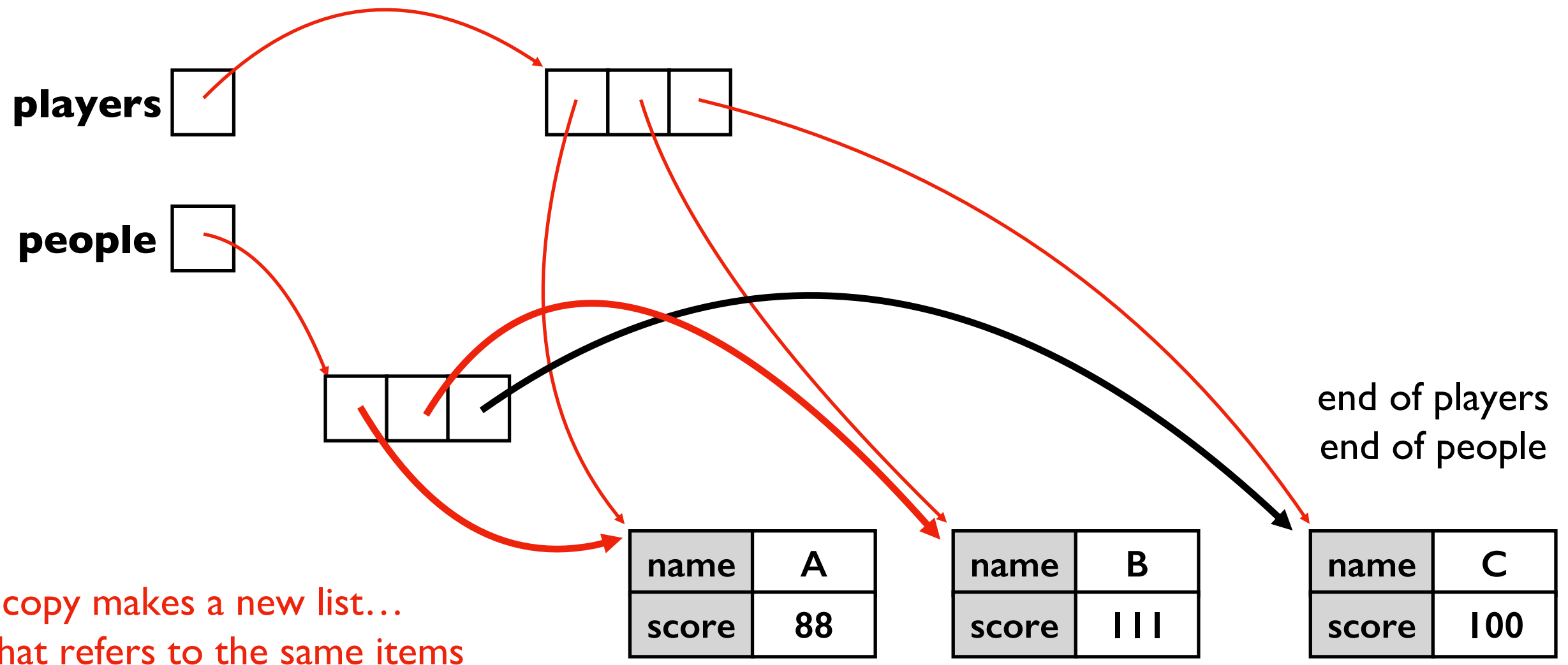
```
players = ...  
m = median_score(players)
```





```
def median_score(people):  
    people = copy.copy(people)  
    people.sort(...)  
    # TODO: return score for middle of people
```

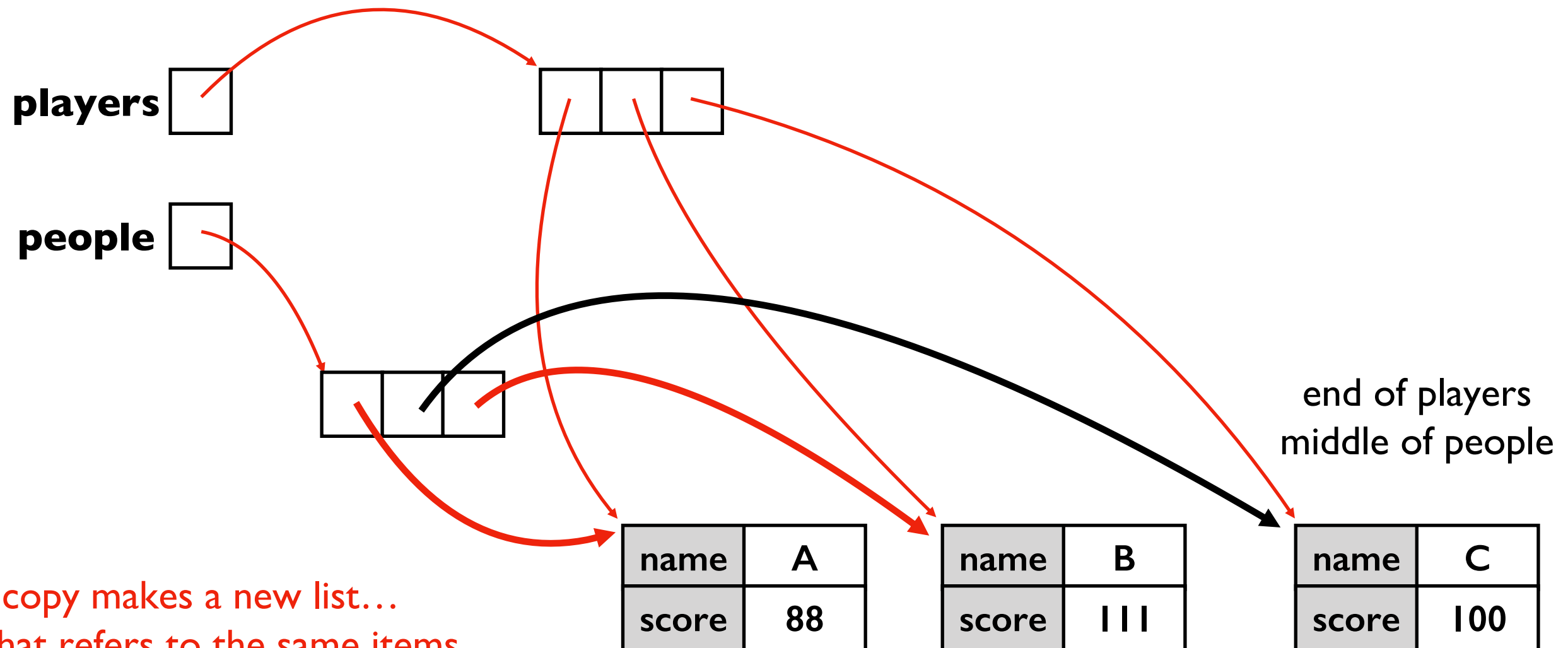
```
players = ...  
m = median_score(players)
```



```
def median_score(people):  
    people = copy.copy(people)  
    people.sort(...)  
    # TODO: return score for middle of people
```



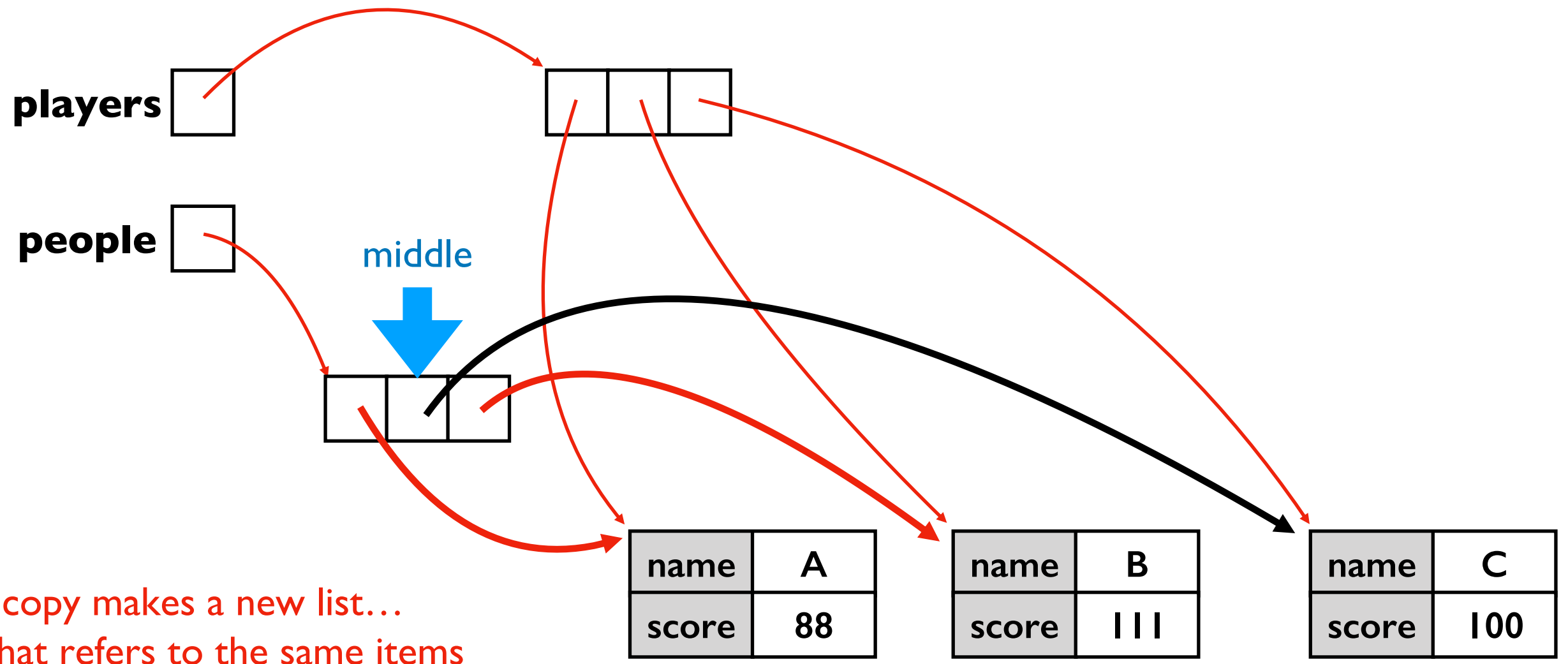
```
players = ...  
m = median_score(players)
```





```
def median_score(people):  
    people = copy.copy(people)  
    people.sort(...)  
    # TODO: return score for middle of people
```

```
players = ...  
m = median_score(players)
```



Example: Player Scores

```
players = [  
    {"name": "A", "score": 88},  
    {"name": "B", "score": 111},  
    {"name": "C", "score": 100}  
]
```

Use Case 1

Get max score
(reference copy)

Use Case 2

Get median score
(shallow copy)

Use Case 3

Record historical scores
(deep copy)

name	A
score	88

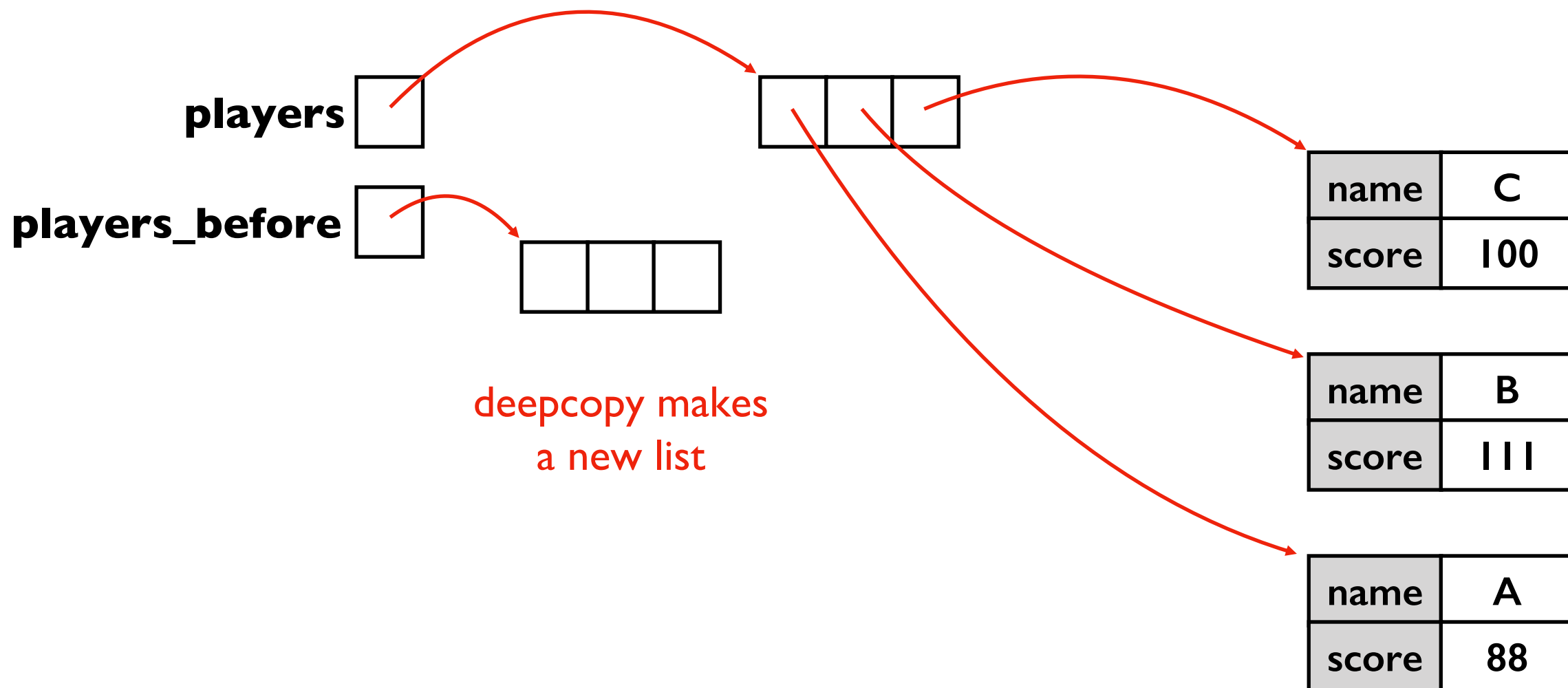
score	111
-------	-----

score	100
-------	-----

➔ `players = ...`
`players_before = copy.deepcopy(players)`

`# make changes to players`
`players[0]["score"] += 10`

`print("score change:",`
 `players[0]["score"] - players_before[0]["score"])`



```
players = ...
```

```
players_before = copy.deepcopy(players)
```

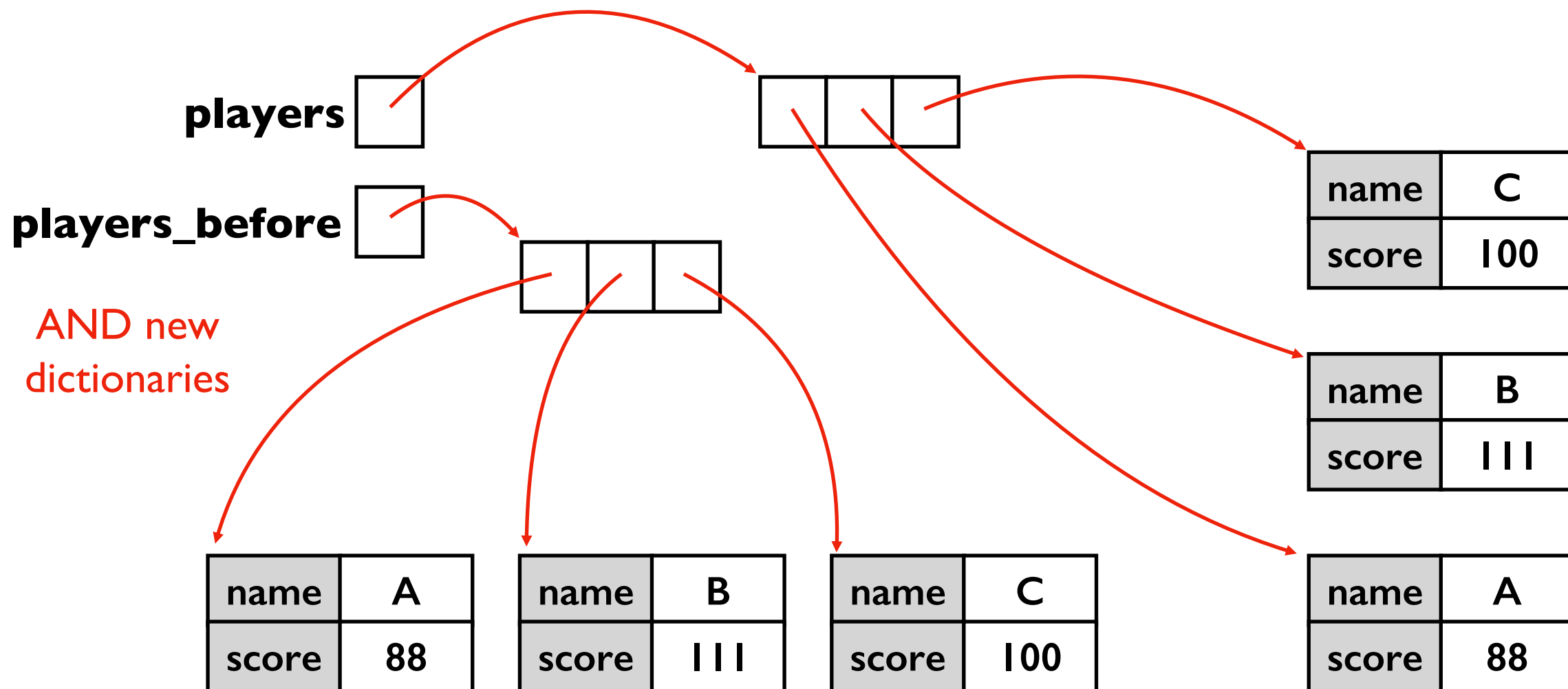


```
# make changes to players
```

```
players[0]["score"] += 10
```

```
print("score change:",
```

```
      players[0]["score"] - players_before[0]["score"])
```

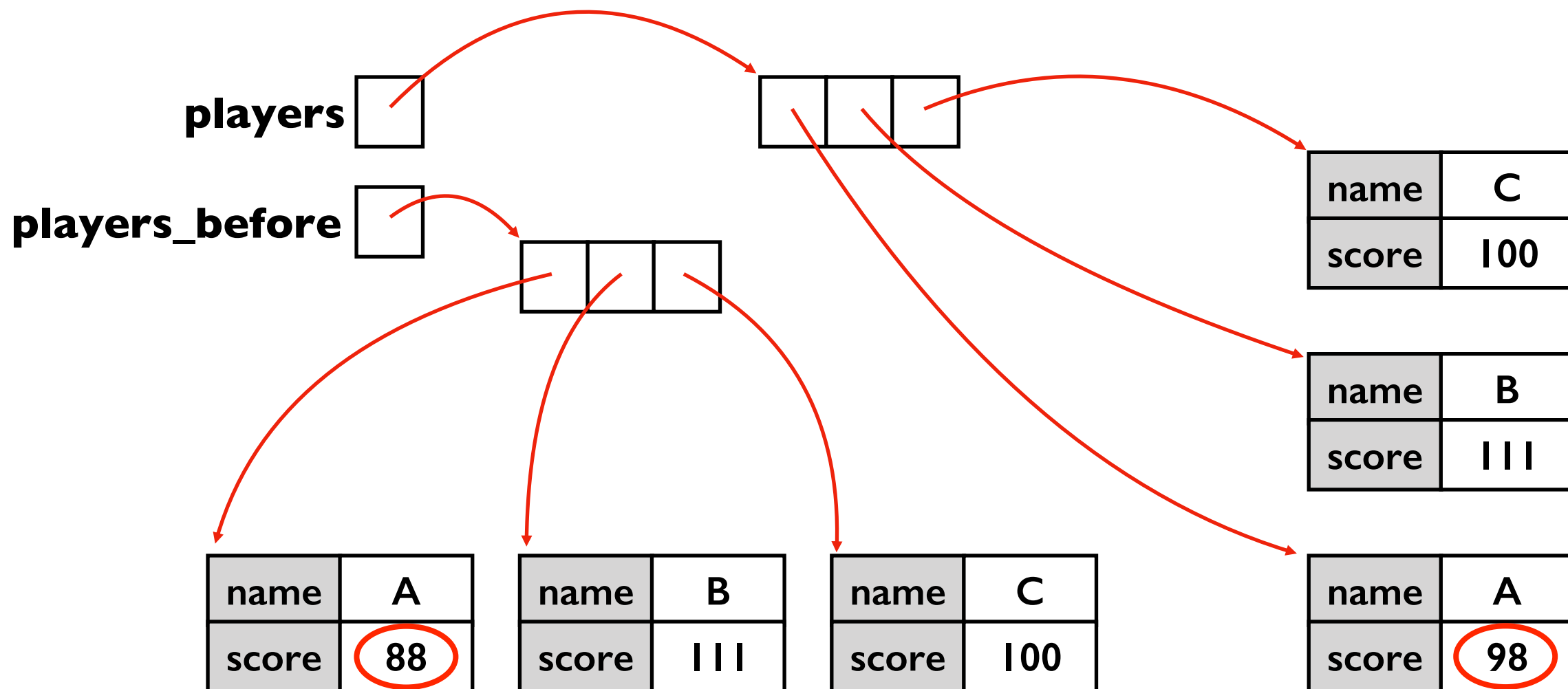


```
players = ...  
players_before = copy.deepcopy(players)
```

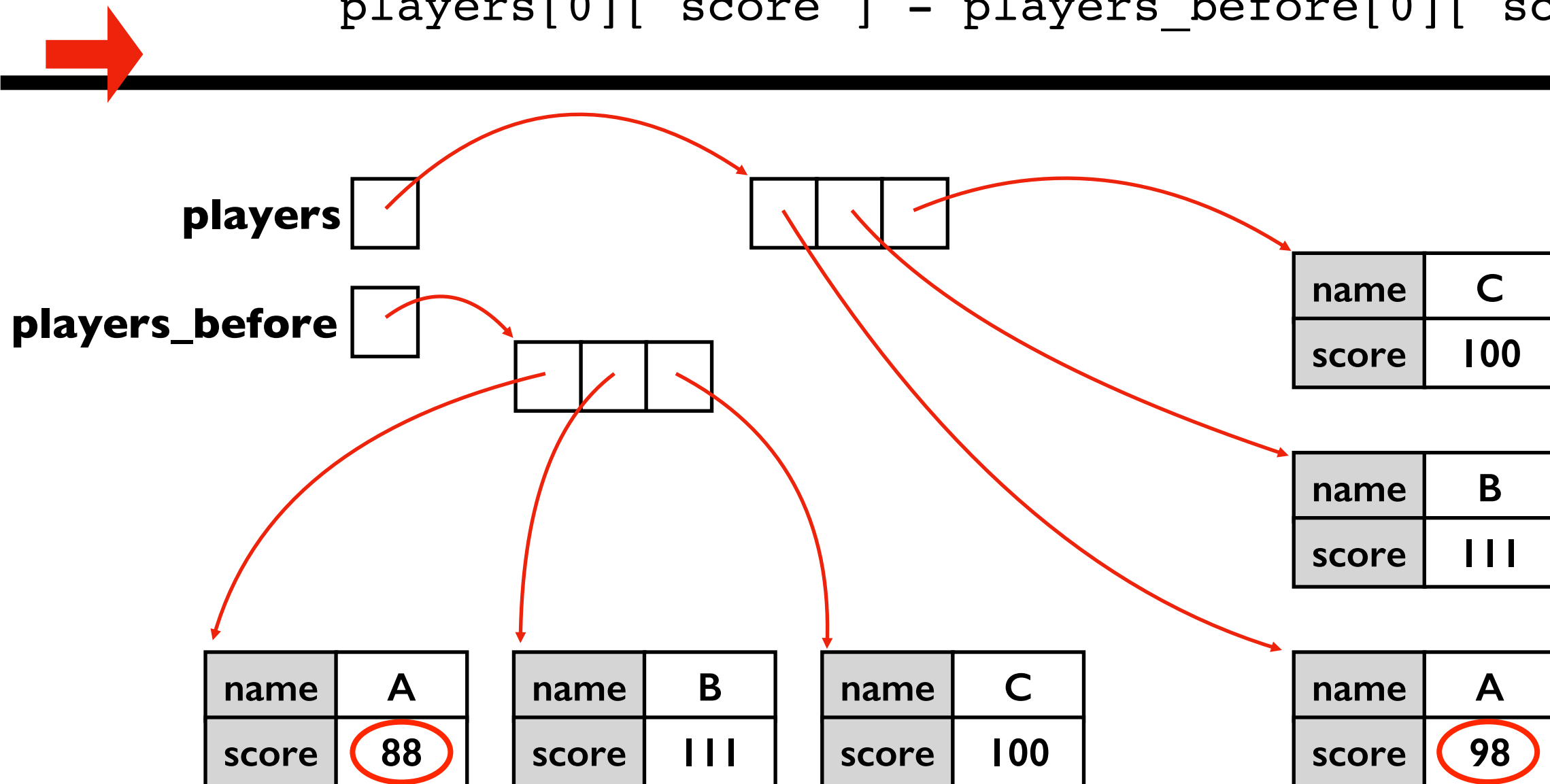
```
# make changes to players  
players[0]["score"] += 10
```

➔

```
print("score change:",  
      players[0]["score"] - players_before[0]["score"])
```



```
players = ...  
players_before = copy.deepcopy(players)  
  
# make changes to players  
players[0]["score"] += 10  
  
print("score change:",      prints 10  
      players[0]["score"] - players_before[0]["score"])
```



Today's Outline

Review

More references

Copying

- reference
- shallow
- deep

Worksheet

Worksheet Problems 7-11